

## Features

### Low Harmonic Content

Provides clean power for both farm and home.

### Cast Iron Gearcase with Helical Gears

A 1000 RPM gearcase designed, engineered, and manufactured in house.

### Premium Square D Circuit Breakers

Square D is the industry leader in circuit breaker protection.

### Frequency Meter

A large 3 1/2" frequency meter ensures the proper output.

### Protective PTO Shield

Safety is always a priority.

### 4-Wire Anderson Full Plug Included

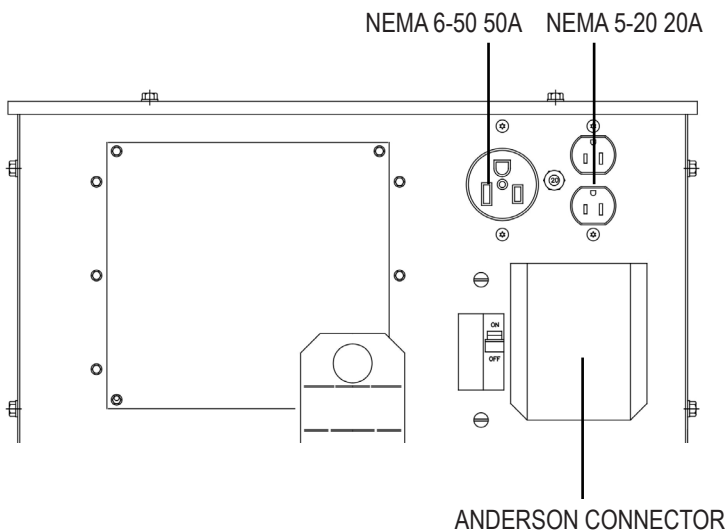

You supply the 4/0 THHN, we provide the plug.

### 100% Load Tested

You won't find statistical sampling here. We load test every generator before it leaves our facility.

## POWER TAKE-OFF

**100,000 Continuous Watts**



## Optional Accessories

### PTO Drive Shafts

1 3/4" - 20 spline x 1 3/4" - 20 spline or 1 3/4" - 20 spline x 1 3/8" - 21 spline quick connect shafts. Designed to handle the horsepower ratings required.

### Off-Road PTO Trailer

Our steel trailers are specifically designed to handle the torque of running a PTO generator.

### Manual Transfer Switch

Set up your generator quickly and safely to restore power to critical circuit breakers.

## W100FPTOS

CONTINUOUS WATTS	100,000
AMPS <sup>(1)</sup>	416
OUTPUT	120/240 V
PHASE	SINGLE
PTO INPUT SPEED	1000 RPM
INPUT SHAFT SIZE	1 3/4" - 20 SPLINE
REQUIRED INPUT HP <sup>(2)</sup>	200
MOTOR STARTING <sup>(3)</sup>	45 HP
FREQUENCY METER	YES
MAIN CIRCUIT BREAKER	400 AMP
BONDED NEUTRAL	YES
GROUND LUG	YES
GEARCASE OIL	SAE 85W 90-140
GEARCASE OIL CAPACITY	2.75 PINTS
LIFTING EYE	YES
WARRANTY	3 YRS

NOTES: (1) Unity (1.0) power factor (2) Required HP at PTO of tractor for full rated output. Each 2 HP of tractor power equals approximately 1 kW of electric power. (3) Code G capacitor start motor. Please consult factory or authorized dealer for further information.

## GENERATOR END


VOLTAGE REGULATION	+/- 5%
TOTAL HARMONIC DISTORTION	< 5%
RATING	150° C
TYPE	4 POLE ROTATING FIELD
BRUSHLESS	YES
GENERATOR SPEED	1800 RPM
VOLTAGE CONTROL	AVR AS440
INSULATION	CLASS H

## RECEPTACLES

120 VOLT RECEPTACLES	(1) NEMA 5-20 20A DUPLEX
240 VOLT RECEPTACLES	(1) NEMA 6-50 50A
120/240 VOLT ANDERSON	350 AMPS

## SHIPPING

DIMENSIONS (LxWxH)	46.9" x 21.2" x 30.4"
NET WEIGHT	1175 LBS
SHIPPING DIMENSIONS	55.25" x 28.5" x 36"
SHIP WEIGHT	1175 LBS
FREIGHT CLASS	65



Specifications are subject to change without notice.  
225 S. Cordova Ave Le Center MN • 1-800-733-2112 • www.wincogen.com