


Rugged Design



Brushless Industrial Genend




An American Company


We produce our products in our 200,000ft² facility located in Le Center, Minnesota, equipped with modern engineering, fabrication and assembly capabilities.




Volt Meter



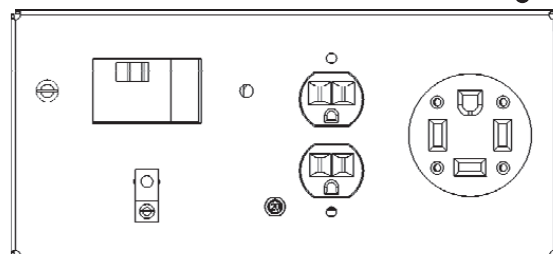
PTO Shield



1 3/8" 6-Spline



Receptacle Panel



ELECTRICAL

VOLTS	120/240 1-PH
WATTS	10,000
AMPS 1.0 PF	42
CIRCUIT BREAKER	45 AMP
MOTOR STARTING ⁽¹⁾	3 HP

NOTES: (1) Code G capacitor motor.

W10PTOS

PTO INPUT SPEED	515 RPM
INPUT SHAFT SIZE	1 3/8" 6-SPLINE
REQUIRED INPUT HP ⁽¹⁾	20
VOLT METER	STANDARD
NEUTRAL BONDED	YES
GROUND LUG	YES
GEARCASE OIL	SAE 85W-90-140 - 1 PINT

NOTES: (1) Required HP at PTO of tractor for full rated power. Each 2 HP equals approximately 1kW of electric power.

SHIPPING

SHIPPING DIMENSIONS (L x W x H)	37" x 16" x 25"
SHIPPING WEIGHT	175 LBS
FREIGHT CLASS	65

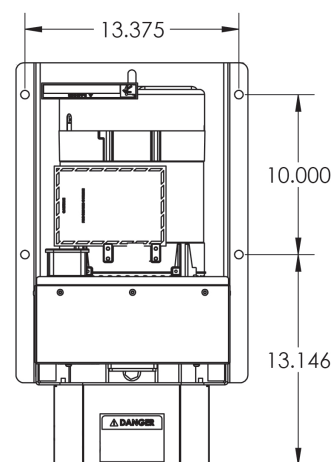

GENEND

VOLTAGE CONTROL	CAPACITOR
VOLTAGE REGULATION	+/- 5%
TOTAL HARMONIC DISTORTION	< 5%
GENERATOR SPEED	3600 RPM
TYPE	2-POLE REVOLVING FIELD
BRUSHLESS	YES
INSULATION	CLASS H
120 VOLT RECEPTACLES	(2) NEMA 5-20 20A
240 VOLT RECEPTACLES	(1) NEMA 14-60 60A
60A FULL POWER PLUG	INCLUDED
UNIT WARRANTY ⁽²⁾	1 YEARS

NOTES: (1) Unity (1.0) power factor (2) For more generator warranty, see operator's manual.

OPTIONAL ACCESSORIES

PTO TRAILER	WITH PNEUMATIC TIRES
PTO DRIVE SHAFT	1 3/8" X 1 3/8" 6-SPLINE
THREE POINT-HITCH KIT	CATEGORY 1
TRANSFER SWITCH	MANUAL



MOUNTING HOLE DIMENSIONS