

BLUE STAR

Power Systems Inc.

Diesel Product Line

208-600 Volt

TD275-01 / TD275-01P

60 Hz / 1800 RPM

275 kWe / 250 kWe

Standby / Prime

Ratings

	208V	240V	480V	600V
Phase	3	3	3	3
PF	0.8	0.8	0.8	0.8
Hz	60	60	60	60
Generator Model	432CSL6210	432CSL6210	432CSL6210	432PSL6246
Connection	12 LEAD WYE	12 LEAD DELTA	12 LEAD WYE	4 LEAD WYE
Standby				
kWe	275	275	275	275
AMPS	955	828	414	331
Temp Rise	130°C / 27°C	130°C / 27°C	130°C / 27°C	130°C / 27°C
Prime [Only Available For Mobile Applications]				
kWe	250	250	250	250
AMPS	868	752	376	301
Temp Rise	105°C / 40°C	105°C / 40°C	105°C / 40°C	105°C / 40°C

Standard Equipment

- | | | |
|---|--|---|
| <p>Engine</p> <ul style="list-style-type: none"> ▶ Radiator Cooled Unit Mounted (50°C) ▶ Blower Fan & Fan Drive ▶ Starter & Alternator ▶ Oil Pump & Filter ▶ Oil Drain Extension w/Valve ▶ Governor - Electronic Isochronous ▶ 24V Battery System & Cables ▶ Air Cleaner (Dry Single Stage) ▶ Flexible Fuel Connector ▶ EPA Certified Tier 3 <p>Listing Certifications</p> <ul style="list-style-type: none"> ▶ UL 2200 Listed ▶ cUL Listed ▶ CSA Certified ▶ Seismic Certified to IBC 2012 | <p>Generator</p> <ul style="list-style-type: none"> ▶ Brushless Single Bearing ▶ Automatic Voltage Regulator ▶ ± 1% Voltage Regulation ▶ 4 Pole, Rotating Field ▶ 130°C Standby Temperature Rise ▶ 105°C Prime Temperature Rise ▶ 100% of Rated Load - One Step ▶ 5% Maximum Harmonic Content ▶ NEMA MG 1, IEEE and ANSI Standards Compliance for Temperature Rise | <p>Additional</p> <ul style="list-style-type: none"> ▶ Microprocessor Based Digital Control ▶ Interface Connection Box ▶ Control Panel Mounted in NEMA 12 Enclosure ▶ Base - Formed Steel ▶ Main Line Circuit Breaker Mounted & Wired ▶ Critical Grade Silencer Mounted ▶ Battery Charger 24V 5 Amp ▶ Jacket Water Heater -20°F 3000W 240V w/Isolation Valves ▶ Vibration Isolation Mounts ▶ Radiator Duct Flange (OPU Only) ▶ Single Source Supplier ▶ 2YR / 2000HR Standby Warranty ▶ 1YR / 1500HR Prime Warranty ▶ Standard Colors - White / Tan / Gray |
|---|--|---|

Application Data

Engine			
Manufacturer:	MTU	Displacement - Cu. In. (lit):	641 (10.5)
Model Standby (Prime):	6R1600G70S (6R1600G10S)	Bore - in. (cm) x Stroke - in. (cm):	4.80 (12.2) x 5.91 (15.0)
Type:	4-Cycle	Compression Ratio:	17.5:1
Aspiration:	Turbo Charged, CAC	Rated RPM:	1800
Cylinder Arrangement:	6 Cylinder Inline	Max HP Stby (kWm):	418 (312)

Exhaust System	Standby	Prime
Gas Temp. (Stack): °F (°C)	806 (430)	734 (390)
Gas Volume at Stack Temp: CFM (m³/min)	2,543 (72.0)	2,119 (60.0)
Maximum Allowable Exhaust Restriction: in. H ₂ O (kPa)	60.2 (15.0)	60.2 (15.0)

Cooling System		
Ambient Capacity of Radiator: °F (°C)	122 (50.0)	122 (50.0)
Maximum Allowable Static Pressure on Rad. Exhaust: in. H ₂ O (kPa)	0.50 (0.12)	0.50 (0.12)
Water Pump Flow Rate: GPM (lit/min)	73.1 (277)	73.1 (277)
Heat Rejection to Coolant: BTUM (kW)	8,132 (143)	7,336 (128)
Heat Rejection to CAC: BTUM (kW)	4,777 (84.0)	4,322 (75.6)
Heat Radiated to Ambient: BTUM (kW)	2,348 (41.1)	2,177 (38.1)

Air Requirements		
Aspirating: CFM (m³/min)	1,059 (30.0)	636 (18.1)
Air Flow Required for Rad. Cooled Unit: CFM (m³/min)	13,988 (396)	13,988 (396)
Air Flow Required for Heat Exchanger/Rem. Rad. CFM (m³/min)	Consult Factory For Remote Cooled Applications	

Fuel Consumption		
At 100% of Power Rating: gal/hr (lit/hr)	19.7 (74.0)	19.1 (72.3)
At 75% of Power Rating: gal/hr (lit/hr)	15.9 (60.0)	14.8 (56.0)
At 50% of Power Rating: gal/hr (lit/hr)	12.2 (46.0)	10.9 (41.3)

Fluids Capacity		
Total Oil System: gal (lit)	12.2 (46.0)	12.2 (46.0)
Engine Jacket Water Capacity: gal (lit)	11.9 (45.0)	11.9 (45.0)
System Coolant Capacity: gal (lit)	21.7 (82.0)	21.7 (82.0)

Deration Factors

Rated power available at ambient temperatures to 50°C. Derate 3% per 1,640 ft (500 m) above 3,280 ft (1,000 m). Consult factory for site conditions above these parameters.

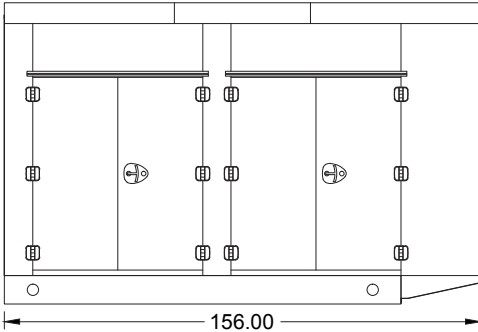
Diesel Product Line

275 kWe / 250 kWe

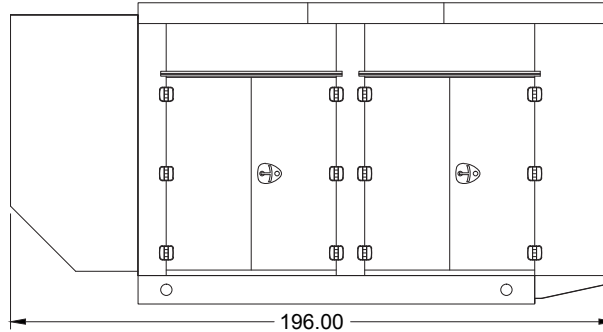


Enclosures

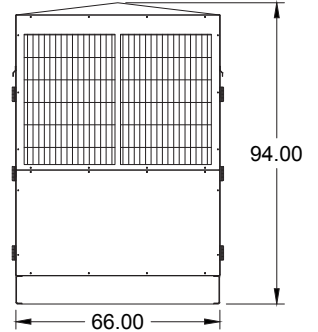
Level 1 & 2 | Side View (Weather Proof)



Level 3 | Side View (Sound Attenuated)



Level 1, 2 & 3 | Intake View



All enclosures are 150 MPH Wind Rated.

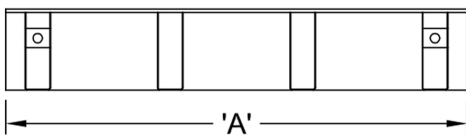
Level 2 & 3 enclosures include sound attenuation foam.

Level 3 enclosure includes frontal sound & exhaust hood.

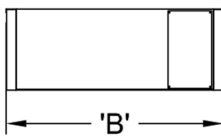
*Enclosure height does not include exhaust stack.

Double Wall UL 142 Listed Fuel Tanks

Side View



Rear View



	24 Hour 540 Gallon	48 Hour 1080 Gallon	72 Hour 1620 Gallon
A	120.00	162.00	228.00
B	66.00	66.00	66.00
C	24.00	36.00	36.00

All specification sheet dimensions are represented in inches.

All enclosures and fuel tanks are based on the standard standby unit configuration. Any deviation can change dimensions.

Materials and specifications subject to change without notice.

American Owned



American Made

Distributed By:

Tel: 1-604-746-0606
Web: www.primapowersys.com

Blue Star Power Systems, Inc.

52146 Ember Road
Lake Crystal, Minnesota 56055
Phone + 1 507 726 2508
bluestarps.com
quote.bluestarps.com
sales@bluestarps.com