

BLUE STAR

Power Systems Inc.

Diesel Product Line

208-600 Volt

TD800-01

60 Hz / 1800 RPM

800 kWe / 725 kWe

Standby / Prime

Ratings

	208V	240V	480V	600V
Phase	3	3	3	3
PF	0.8	0.8	0.8	0.8
Hz	60	60	60	60
Generator Model	741RSL4045	741RSL4045	574RSL4037	574RSS4278
Connection	12 LEAD WYE	12 LEAD DELTA	12 LEAD WYE	4 LEAD WYE
Standby				
kWe	800	800	800	800
AMPS	2779	2408	1204	963
Temp Rise	130°C / 27°C	130°C / 27°C	130°C / 27°C	130°C / 27°C
Prime [Only Available For Mobile Applications]				
kWe	725	725	725	725
AMPS	2518	2183	1091	873
Temp Rise	105°C / 40°C	105°C / 40°C	105°C / 40°C	105°C / 40°C

Standard Equipment

- | | | |
|--|--|---|
| <p>Engine</p> <ul style="list-style-type: none"> ▶ Radiator Cooled Unit Mounted (50°C) ▶ Blower Fan & Fan Drive ▶ Starter & Alternator ▶ Oil Pump & Filter ▶ Oil Drain Extension w/Valve ▶ Governor - Electronic Isochronous ▶ 24V Battery System & Cables ▶ SAE Flywheel & Housing ▶ Air Cleaner (Dry Single Stage) ▶ Flexible Fuel Connectors ▶ EPA Certified - Tier 2 | <p>Generator</p> <ul style="list-style-type: none"> ▶ Brushless Single Bearing ▶ Automatic Voltage Regulator ▶ ± .25% Voltage Regulation ▶ 4 Pole, Rotating Field ▶ 130°C Standby Temperature Rise ▶ 105°C Standby Temperature Rise ▶ 100% of Rated Load - One Step ▶ 5% Maximum Harmonic Content ▶ NEMA MG 1, IEEE and ANSI standards compliance for temperature rise | <p>Additional</p> <ul style="list-style-type: none"> ▶ Microprocessor Based Digital Control ▶ Base - Structural Steel ▶ Main Line Circuit Breaker Mounted & Wired ▶ Critical Grade Silencer (Loose) ▶ Flexible Exhaust Connectors ▶ Battery Charger 24V 5 Amp ▶ Jacket Water Heater -20°F 9000W 240V w/Isolation Valves ▶ Vibration Isolation Mounts (Pad Type) ▶ Radiator Duct Flange (OPU Only) ▶ Single Source Supplier ▶ 2YR / 2000HR Standby Warranty ▶ 1YR / 1500HR Prime Warranty ▶ Standard Colors - White / Tan / Gray |
|--|--|---|

Diesel Product Line

800 kWe / 725 kWe



Application Data

Engine			
Manufacturer:	MTU	Displacement - Cu. In. (lit):	1457 (23.9)
Model Standby (Prime):	12V2000G85TB	Bore - in. (cm) x Stroke - in. (cm):	5.12 (13.0) x 5.91 (15.0)
Type:	4-Cycle	Compression Ratio:	16.0:1
Aspiration:	Turbo Charged, Intercooled	Rated RPM:	1800
Cylinder Arrangement:	12 Cylinder Vee	Max HP Stby (kWm):	1194 (890)

Exhaust System	Standby	Prime
Gas Temp. (Stack): °F (°C)	1,076 (580)	1,040 (560)
Gas Volume at Stack Temp: CFM (m³/min)	6,148 (174)	5,654 (160)
Maximum Allowable Exhaust Restriction: in. H2O (kPa)	34.1 (8.53)	34.1 (8.53)

Cooling System	Standby	Prime
Ambient Capacity of Radiator: °F (°C)	122 (50.0)	122 (50.0)
Maximum Allowable Static Pressure on Rad. Exhaust: in. H2O (kPa)	0.5 (0.12)	0.5 (0.12)
Jacket Water Pump Flow Rate: Gpm (lit/min)	220 (833)	220 (833)
Intercooler Water Pump Flow Rate: Gpm(lit/min)	68 (257)	68 (257)
Heat Rejection to Jacket Coolant: BTUM (kW)	18,000 (315)	16,000 (280)
Heat Rejection to Intercooler: BTUM (kW)	15,428 (270)	14,000 (245)
Heat Radiated to Ambient: BTUM (kW)	5,692 (99.6)	5,336 (93.4)

Air Requirements	Standby	Prime
Aspirating: CFM (m³/min)	2,332 (66.0)	2,225 (63.0)
Air Flow Required for Rad. Cooled Unit: CFM (m³/min)	47,041 (1,331)	47,041 (1,331)
Air Flow Required for Heat Exchanger/Rem. Rad. CFM (m³/min)	Consult Factory For Remote Cooled Applications	

Fuel Consumption	Standby	Prime
At 100% of Power Rating: gal/hr (lit/hr)	57.8 (219)	52.6 (199)
At 75% of Power Rating: gal/hr (lit/hr)	43.5 (165)	39.6 (150)
At 50% of Power Rating: gal/hr (lit/hr)	29.4 (111)	26.8 (101)

Fluids Capacity	Standby	Prime
Total Oil System: gal (lit)	20.3 (77.0)	20.3 (77.0)
Engine Jacket Water Capacity: gal (lit)	29.1 (110)	29.1 (110)
Intercooler Water Capacity: gal (lit)	5.28 (20.0)	5.28 (20.0)
System Coolant Capacity: gal (lit)	84.0 (318)	84.0 (318)

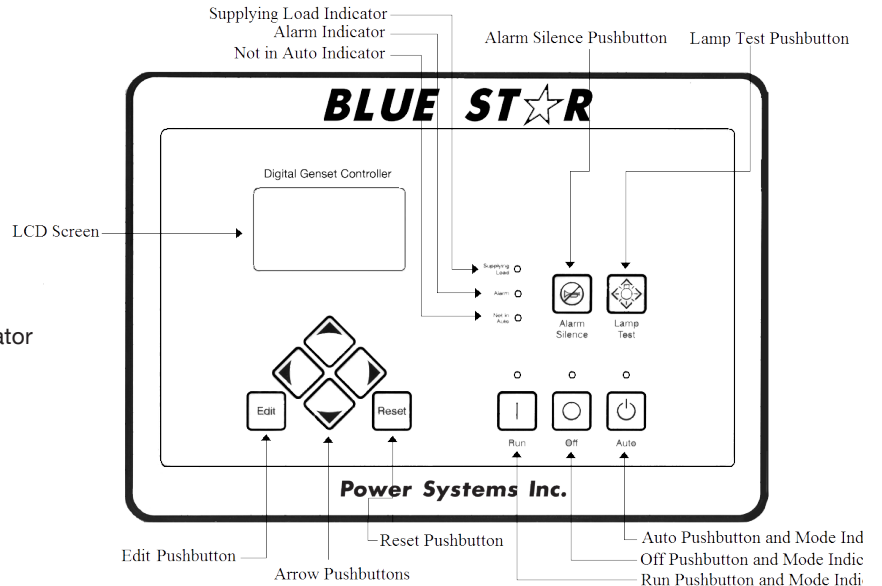
Deration Factors

Rated power available at ambient temperatures to 40°C. Derate 3% per 1640 ft (500 m) above 1640 ft (400 m). Consult factory for site conditions above these parameters.

DGC-2020 Control Panel

Standard Features

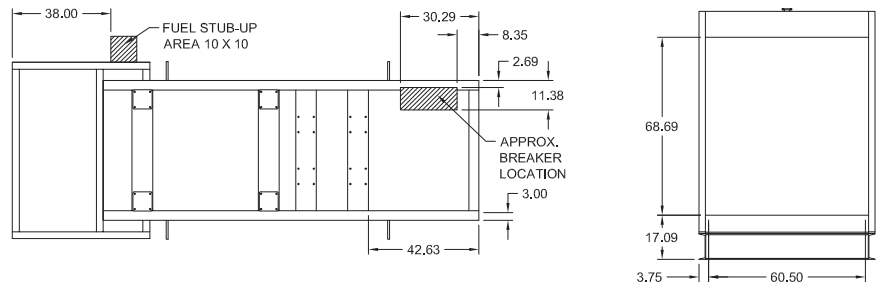
- ▶ Digital Metering
- ▶ Engine Parameters
- ▶ Generator Protection Functions
- ▶ Engine Protection
- ▶ CAN Bus ECU Communications
- ▶ Windows-Based Software
- ▶ Multilingual Capability
- ▶ Remote Communications to RDP-110 Remote Annunciator
- ▶ 16 Programmable Contact Inputs
- ▶ Up to 15 Contact Outputs (7 standard)
- ▶ UL Recognized, CSA Certified, CE Approved
- ▶ Event Recording
- ▶ IP 54 Front Panel Rating with Integrated Gasket
- ▶ NFPA 110 Level 1 Compatible



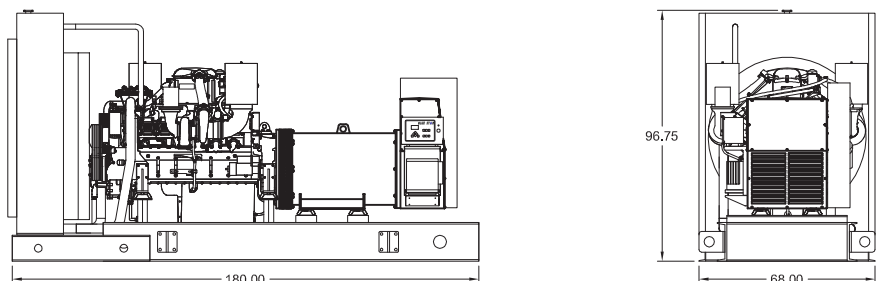
Weights / Dimensions / Sound Data

	L x W x H	Weight lbs
OPU	180 x 68 x 97 in	14450
Level 1	200 x 90 x 108 in	16500
Level 2	N/A	N/A
Level 3	344 x 90 x 108 in	19400

Height measured from bottom of base to exhaust stack.



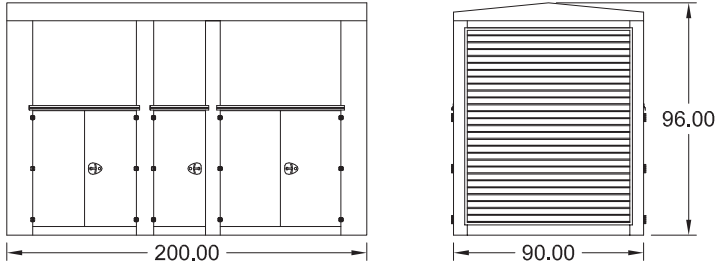
	No Load	Full Load
OPU	87 dBA	90 dBA
Level 1	86 dBA	88 dBA
Level 2	N/A	N/A
Level 3	75 dBA	79 dBA



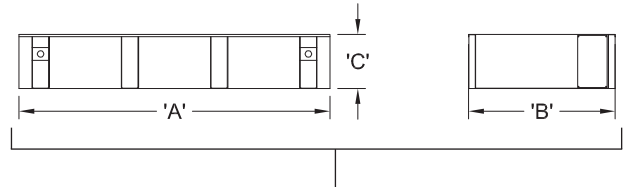
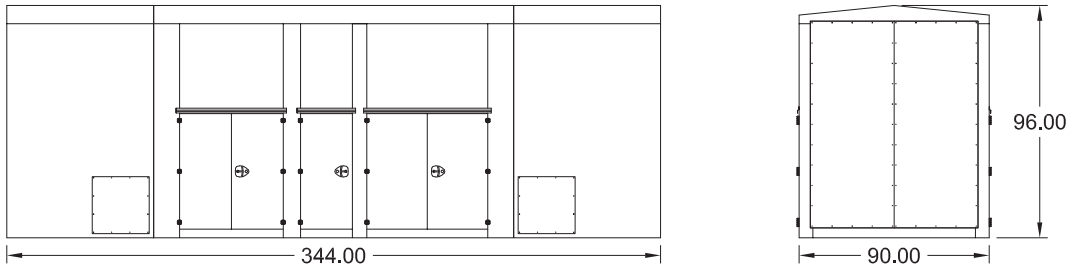
Drawings based on standard open power 480 volt standby generator. Lengths may vary with other voltages. Subject to change without notice. Sound data as measured at 23 feet (7 meters) in accordance with ISO 8528-10 at standby rating.

Optional Enclosures and Fuel Tanks

Level 1 Enclosure (WPE)



Level 3 Enclosure (SAE)



*Level 1 enclosures are 100 MPH Wind Rated as standard (up to 150 MPH available).

**Level 2 & 3 enclosures are 150 MPH Wind Rated as standard.

***Enclosure height does not include unit base or exhaust stack.

Double Wall UL 142 Listed Fuel Tanks

	12 Hour (700 Gallon)			24 Hour (1400 Gallon)			48 Hour (2800 Gallon)		
	A	B	C	A	B	C	A	B	C
OPU	200.00	90.00	14.00	200.00	90.00	28.00	276.00	90.00	36.00
Level 1	200.00	90.00	14.00	200.00	90.00	28.00	276.00	90.00	36.00
Level 2	N/A	N/A	N/A	N/A	N/A	N/A	N/A	N/A	N/A
Level 3	344.00	90.00	8.00	344.00	90.00	16.00	344.00	90.00	30.00

*All specification sheet dimensions are represented in inches.

**All enclosures and fuel tanks are based on the standard standby unit configuration. Any deviation can change dimensions.

***Level 1 enclosure not UL listed.

Materials and specifications subject to change without notice.

Distributed By:

PRIMA
POWER SYSTEMS INC.

Tel: 1-604-746-0606
Web: www.primapowersys.com

American Owned



American Made

Blue Star Power Systems, Inc.

52146 Ember Rd, Lake Crystal, MN 56055

Phone + 1 507 726 2508

www.bluestarps.com